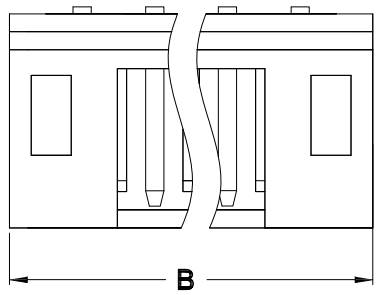

3 CIRCUITS OR MORE

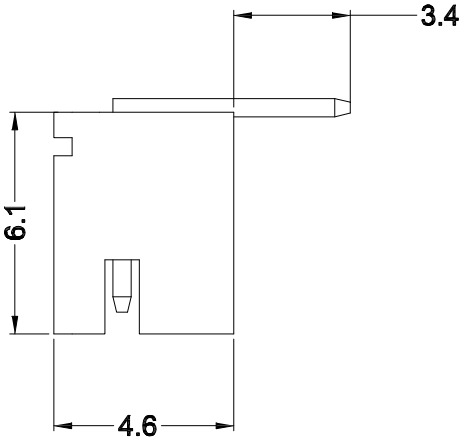

2 CIRCUITS

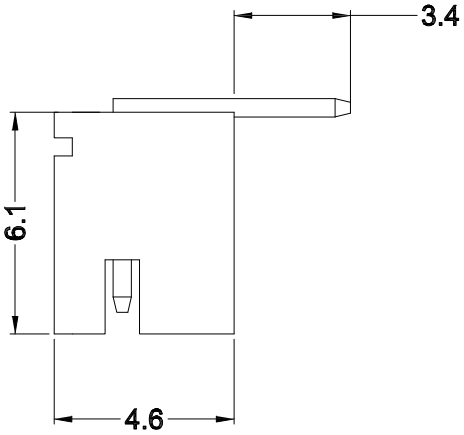

RoHS Compliant

SPECIFICATIONS

Current rating : 2.0A AC , DC
Voltage rating : 100V AC , DC
Temperature rating : -25°C ~ +85°C
Insulation resistance : 1,000MΩ min.
Withstand voltage : 800V AC/minute
Contact resistance : 20mΩ/Max
Material:
Housing : Nylon 66, UL94V-2
Pin : Brass / Tin-plated
Contact : Phosphor Bronze

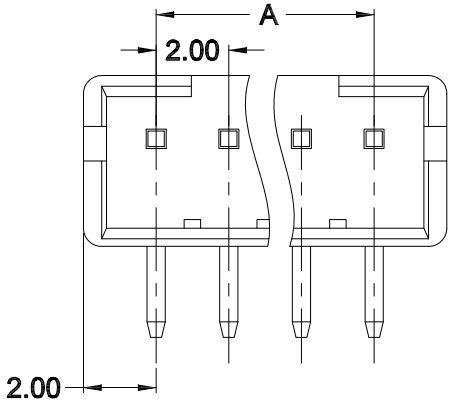

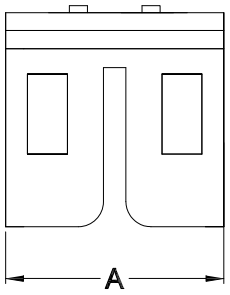

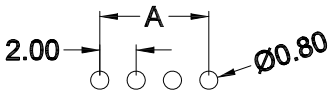

P.C.B LAYOUT MOUNTING PATTERN

PART NO.	Dimensions	
	A	B
WF-2001RD02	2.00	6.00
WF-2001RD03	4.00	8.00
WF-2001RD04	6.00	10.00
WF-2001RD05	8.00	12.00
WF-2001RD06	10.00	14.00
WF-2001RD07	12.00	16.00
WF-2001RD08	14.00	18.00
WF-2001RD09	16.00	20.00
WF-2001RD10	18.00	22.00
WF-2001RD11	20.00	24.00
WF-2001RD12	22.00	26.00
WF-2001RD13	24.00	28.00
WF-2001RD14	26.00	30.00
WF-2001RD15	28.00	32.00
WF-2001RD16	30.00	34.00
WF-2001RD17	32.00	36.00
WF-2001RD18	34.00	38.00

ITEM NO.	DESCRIPTION	DRAWN	DATE

東莞市高迪電子有限公司
DONG GUAN GAO DI ELECTRONICS CO., LTD

TOLERANCE UNLESS OTHERWISE STATED :
Up to 5 ± 0.2
Above 5 ~ 15 ± 0.3
Above 15 ~ 30 ± 0.4
Above 30 ~ 50 ± 0.5
Angle ± 0.3°

3RD. ANGEL'S | UNITS | MM

DRAWN BY: Jack Lu	DATE 11/13/12	MAT'L	
CHECKED BY: Jacky Chen	DATE 11/13/12	FINISH	
APPROVED BY: Tony Kao	DATE 11/13/12	SCALE	1 : 1
		SHEET NO.	1 of 1

TITLE	CONNECTOR		
MODLE	WAFER 2.0 DIP 90度 不打K (JST)		
DWG NO.	WF-2001RDxx-S208	SIZE	A4
PART NO.	WF-2001RDxx-S208	VER	R